

DO NOT file this claim if you are going to file a Missouri income tax return! See the instructions.



# 2015 FORM MO-PTC

AMENDED CLAIM ☐

MISSOURI DEPARTMENT OF REVENUE

## PROPERTY TAX CREDIT CLAIM

VENDOR  
CODE **006**

SOCIAL SECURITY NO.		SPOUSE'S SOCIAL SECURITY NO.	
LAST NAME	FIRST NAME	INITIAL	JR, SR
BIRTHDATE (MMDDYY) ____/____/____	TELEPHONE NUMBER (____)____-____	DECEASED <input type="checkbox"/> 2015	
SPOUSE'S LAST NAME	FIRST NAME	INITIAL	JR, SR
BIRTHDATE (MMDDYY) ____/____/____	DECEASED <input type="checkbox"/> 2015		IN CARE OF NAME (ATTORNEY, EXECUTOR, PERSONAL REPRESENTATIVE, ETC.)
PRESENT HOME ADDRESS		APT. NUMBER	CITY, TOWN, OR POST OFFICE
		STATE	ZIP CODE

QUALIFICATIONS	<b>You must check a qualification to be eligible for a credit. Check only one. REQUIRED COPIES OF LETTERS, FORMS, ETC., MUST BE INCLUDED WITH CLAIM.</b>		
	<input type="checkbox"/> A. 65 years of age or older ( <b>Attach a copy of Form SSA-1099. You must be a full year resident.</b> )		
	<input type="checkbox"/> B. 100% Disabled Veteran as a result of military service ( <b>Attach a copy of the letter from Department of Veterans Affairs.</b> )		
	<input type="checkbox"/> C. 100% Disabled ( <b>Attach a copy of the letter from Social Security Administration or Form SSA-1099.</b> )		
	<input type="checkbox"/> D. 60 years of age or older and received surviving spouse benefits ( <b>Attach a copy of Form SSA-1099.</b> )		

FILING STATUS	<input type="checkbox"/> Single <input type="checkbox"/> Married — Filing Combined <input type="checkbox"/> Married — Living Separate for Entire Year	If married filing combined, you must report both incomes.
---------------	---	---

FAILURE TO PROVIDE THE ATTACHMENTS LISTED BELOW (RENT RECEIPT(S), TAX RECEIPT(S), FORMS 1099, W-2, ETC.) WILL RESULT IN DENIAL OR DELAY OF YOUR CLAIM!

HOUSEHOLD INCOME	1. Enter the amount of social security benefits received by you, your spouse, and your <b>minor children</b> before any deductions and the amount of social security equivalent railroad retirement benefits. <b>ATTACH</b> Forms SSA-1099, RRB-1099, or SSI Statement. . . . .	1	00
	2. Enter the total amount of wages, pensions, annuities, dividends, interest income, rental income, or other income. <b>ATTACH</b> Forms W-2, 1099, 1099-R, 1099-DIV, 1099-INT, 1099-MISC, etc. . . . .	2	00
	3. Enter the amount of railroad retirement benefits (not included in Line 1) before any deductions. <b>ATTACH</b> Form RRB-1099-R (Tier II). . . . .	3	00
	4. Enter the amount of veteran's payments or benefits before any deductions. <b>ATTACH</b> letter from Veterans Affairs. . . . .	4	00
	5. Enter the total amount received by you, your spouse, and your <b>minor children</b> from: public assistance, SSI, child support, Temporary Assistance payments (TA and TANF). <b>ATTACH</b> copy of Forms SSA-1099, a letter from the Social Security Administration and Social Services that includes the total amount of assistance received and Employment Security 1099, if applicable. . . . .	5	00
	6. <b>TOTAL</b> household income — Add Lines 1 through 5. . . . .	6	00
	7. <b>MARK THE BOX THAT APPLIES</b> and enter the appropriate amount. <input type="checkbox"/> a. Enter \$0 if <b>Single</b> or <b>Married Living Separate</b> ; <b>If Married and Filing Combined</b> ; <input type="checkbox"/> b. Enter \$2,000 if you rented or did not own your home for the entire year; <input type="checkbox"/> c. Enter \$4,000 if you owned and occupied your home for the entire year; . . . . .	7	00
	8. Net household income — Subtract Line 7 from Line 6 and enter the amount; <b>MARK THE BOX THAT APPLIES</b> . <input type="checkbox"/> a. <b>If you rented or did not own and occupy your home for the entire year</b> , Line 8 cannot exceed \$27,500. If the total is greater than \$27,500, <b>STOP - no credit is allowed. Do not file this claim.</b> <input type="checkbox"/> b. <b>If you owned and occupied your home for the entire year</b> , Line 8 cannot exceed \$30,000. If the total is greater than \$30,000, <b>STOP - no credit is allowed. Do not file this claim.</b> . . . . .	8	00
REAL ESTATE TAX / RENT PAID	9. If you owned your home, enter the total amount of property tax paid for your home, less special assessments, or \$1,100, whichever is less. <b>ATTACH</b> a copy of paid real estate tax receipt(s). If your home is on more than five acres or you own a mobile home, <b>ATTACH</b> Form 948, Assessor's Certification. . . . .	9	00
	10. If you rented, enter the total amount from Form(s) MO-CRP, Line 9, or \$750, whichever is less. <b>ATTACH</b> rent receipts or a signed statement from your landlord. <b>NOTE: If you rent from a facility that does not pay property tax, you are not eligible for a Property Tax Credit.</b> . . . . .	10	00
	11. Enter the total of Lines 9 and 10, or \$1,100, whichever is less. . . . .	11	00
CREDITS	12. You <b>must use the chart on pages 13-15</b> to see how much refund you are allowed. Apply amounts from Lines 8 and 11 to chart on pages 13-15 to figure your Property Tax Credit. . . . .	12	00

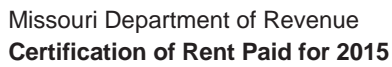
DIRECT DEPOSIT	If you would like your refund deposited directly to your checking or savings account, complete boxes a, b, and c below.		
	a. Routing Number <input type="text"/>	b. Account Number <input type="text"/>	c. <input type="checkbox"/> Checking <input type="checkbox"/> Savings

SIGNATURE	Under penalties of perjury, I declare that I have examined this return, including accompanying schedules and statements, and to the best of my knowledge and belief it is true, correct, and complete. Declaration of preparer (other than taxpayer) is based on all information of which he or she has any knowledge. As provided in Chapter 143, RSMo, a penalty of up to \$500 shall be imposed on any individual who files a frivolous return. I also declare under penalties of perjury that I employ no illegal or unauthorized aliens as defined under federal law and that I am not eligible for any tax exemption, credit or abatement if I employ such aliens.		
	I authorize the Director of Revenue or delegate to discuss my claim and attachments with the preparer or any member of the preparer's firm. <input type="checkbox"/> YES <input type="checkbox"/> NO		E-MAIL ADDRESS
	SIGNATURE	DATE (MMDDYYYY) ____/____/____	PREPARER'S SIGNATURE
	SPOUSE'S SIGNATURE (If filing combined, BOTH must sign)		DAYTIME TELEPHONE (____)____-____
	PREPARER'S ADDRESS AND ZIP CODE		PREPARER'S PHONE (____)____-____
	DATE (MMDDYYYY) ____/____/____		FEIN, SSN, OR PTIN

Mail claim and attachments to Missouri Department of Revenue, P.O. Box 3385, Jefferson City, MO 65105-3385.

For Privacy Notice, see instructions.

MO-PTC 2-D (Revised 12-2015)



1. Social Security Number 

--	--	--

--	--

--	--	--	--

 Spouse's Social Security Number 

--	--	--

--	--

--	--	--	--

2. Name \_\_\_\_\_

Physical Address of Rental Unit (P.O. Box Not Allowed)		Apartment Number	
--	--	------------------	--

City  State   ZIP Code

3. Landlord's Name

[illegible]

Landlord's Street Address (Must be completed)  Apartment Number

City  State   ZIP Code

4. Landlord's Phone Number (Must be completed)

5. Rental Period During Year From:    To:     
(MM/DD/YY) (MM/DD/YY)

6. Enter your gross rent paid. Attach rent receipt(s) for each rent payment for the entire year, a signed statement from your landlord, or copies of canceled checks (front and back). If you received housing assistance, enter the amount of rent you paid. Note: If you rent from a facility that does not pay property tax, you are not eligible for a Property Tax Credit. . . . . 6.  .

7. Select the appropriate box and enter the corresponding percentage on Line 7. .... 

7.		%
----	--	---

- ☐ A. Apartment, House, Mobile Home, or Duplex - 100%
- ☐ B. Mobile Home Lot - 100%
- ☐ C. Boarding Home or Residential Care - 50%
- ☐ D. Skilled or Intermediate Care Nursing Home - 45%
- ☐ E. Hotel, if meals are included, enter - 50%; Otherwise, enter - 100%
- ☐ F. Low Income Housing - 100% (Rent cannot exceed 40% of total household income.)
- ☐ G. Shared Residence – If you shared your rent with relatives or friends (other than your spouse or children under 18), select the appropriate box based on the additional persons sharing rent:
- ☐ 1 (50%)      ☐ 2 (33%)      ☐ 3 (25%)

8. Net rent paid - Multiply Line 6 by the percentage on Line 7. . . . . 8.  .

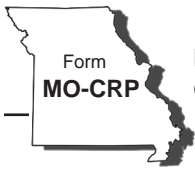
9. Multiply Line 8 by 20%. Enter amount here and on Line 10 of Form MO-PTC or Line 12 of Form MO-PTS. . . . . 9.  .

Form MO-CRP (Revised 12-2015)



Attach to Form MO-PTC or MO-PTS and mail to the Missouri Department of Revenue.

15315010001



Missouri Department of Revenue  
**Certification of Rent Paid for 2015**

Failure to provide landlord information will result in denial or delay of your claim.

1. Social Security Number  Spouse's Social Security Number

Are you related to your landlord? ☐ Yes ☐ No If yes, explain

2. Name

Physical Address of Rental Unit (P.O. Box Not Allowed)  Apartment Number

City  State  ZIP Code

3. Landlord's Name

Landlord's Last 4 Digits of Social Security Number  or Landlord's Federal Employee Identification Number (FEIN)

Landlord's Street Address (Must be completed)  Apartment Number

City  State  ZIP Code

4. Landlord's Phone Number (Must be completed)

5. Rental Period During Year (MM/DD/YY) From:  To:  (MM/DD/YY)

6. Enter your gross rent paid. Attach rent receipt(s) for each rent payment for the entire year, a signed statement from your landlord, or copies of canceled checks (front and back). If you received housing assistance, enter the amount of rent you paid. Note: If you rent from a facility that does not pay property tax, you are not eligible for a Property Tax Credit. . . . . 6.  . 00

7. Select the appropriate box and enter the corresponding percentage on Line 7. . . . . 7.  %

- ☐ A. Apartment, House, Mobile Home, or Duplex - 100%
- ☐ B. Mobile Home Lot - 100%
- ☐ C. Boarding Home or Residential Care - 50%
- ☐ D. Skilled or Intermediate Care Nursing Home - 45%
- ☐ E. Hotel, if meals are included, enter - 50%; Otherwise, enter - 100%
- ☐ F. Low Income Housing - 100% (Rent cannot exceed 40% of total household income.)
- ☐ G. Shared Residence – If you shared your rent with relatives or friends (other than your spouse or children under 18), select the appropriate box based on the additional persons sharing rent:
- ☐ 1 (50%) ☐ 2 (33%) ☐ 3 (25%)

8. Net rent paid - Multiply Line 6 by the percentage on Line 7. . . . . 8.  . 00

9. Multiply Line 8 by 20%. Enter amount here and on Line 10 of Form MO-PTC or Line 12 of Form MO-PTS. . . . . 9.  . 00

For Privacy Notice, see instructions.

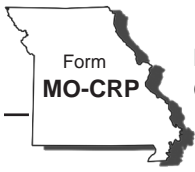
Form MO-CRP (Revised 12-2015)

Taxation Division

Attach to Form MO-PTC or MO-PTS and mail to the Missouri Department of Revenue.



15315010001



Missouri Department of Revenue  
Certification of Rent Paid for 2015

Failure to provide landlord information will result in denial or delay of your claim.

1. Social Security Number  Spouse's Social Security Number

Are you related to your landlord? ☐ Yes ☐ No If yes, explain

2. Name

Physical Address of Rental Unit (P.O. Box Not Allowed)  Apartment Number

City  State  ZIP Code

3. Landlord's Name

Landlord's Last 4 Digits of Social Security Number  or Landlord's Federal Employee Identification Number (FEIN)

Landlord's Street Address (Must be completed)  Apartment Number

City  State  ZIP Code

4. Landlord's Phone Number (Must be completed)

5. Rental Period During Year (MM/DD/YY) From:  To:

6. Enter your gross rent paid. Attach rent receipt(s) for each rent payment for the entire year, a signed statement from your landlord, or copies of canceled checks (front and back). If you received housing assistance, enter the amount of rent you paid. Note: If you rent from a facility that does not pay property tax, you are not eligible for a Property Tax Credit. . . . . 6.  . 00

7. Select the appropriate box and enter the corresponding percentage on Line 7. . . . . 7.  %

- ☐ A. Apartment, House, Mobile Home, or Duplex - 100%
- ☐ B. Mobile Home Lot - 100%
- ☐ C. Boarding Home or Residential Care - 50%
- ☐ D. Skilled or Intermediate Care Nursing Home - 45%
- ☐ E. Hotel, if meals are included, enter - 50%; Otherwise, enter - 100%
- ☐ F. Low Income Housing - 100% (Rent cannot exceed 40% of total household income.)
- ☐ G. Shared Residence – If you shared your rent with relatives or friends (other than your spouse or children under 18), select the appropriate box based on the additional persons sharing rent:
- ☐ 1 (50%) ☐ 2 (33%) ☐ 3 (25%)

8. Net rent paid - Multiply Line 6 by the percentage on Line 7. . . . . 8.  . 00

9. Multiply Line 8 by 20%. Enter amount here and on Line 10 of Form MO-PTC or Line 12 of Form MO-PTS. . . . . 9.  . 00

For Privacy Notice, see instructions.

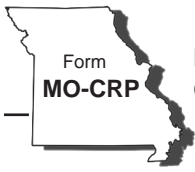
Form MO-CRP (Revised 12-2015)

Taxation Division

Attach to Form MO-PTC or MO-PTS and mail to the Missouri Department of Revenue.



15315010001



Missouri Department of Revenue  
Certification of Rent Paid for 2015

Failure to provide landlord information will result in denial or delay of your claim.

1. Social Security Number  Spouse's Social Security Number

Are you related to your landlord? ☐ Yes ☐ No If yes, explain

2. Name

Physical Address of Rental Unit (P.O. Box Not Allowed)  Apartment Number

City  State  ZIP Code

3. Landlord's Name

Landlord's Last 4 Digits of Social Security Number  or Landlord's Federal Employee Identification Number (FEIN)

Landlord's Street Address (Must be completed)  Apartment Number

City  State  ZIP Code

4. Landlord's Phone Number (Must be completed)

5. Rental Period During Year (MM/DD/YY) From:  To:

6. Enter your gross rent paid. Attach rent receipt(s) for each rent payment for the entire year, a signed statement from your landlord, or copies of canceled checks (front and back). If you received housing assistance, enter the amount of rent you paid. Note: If you rent from a facility that does not pay property tax, you are not eligible for a Property Tax Credit. . . . . 6.  . 00

7. Select the appropriate box and enter the corresponding percentage on Line 7. . . . . 7.  %

- ☐ A. Apartment, House, Mobile Home, or Duplex - 100%
- ☐ B. Mobile Home Lot - 100%
- ☐ C. Boarding Home or Residential Care - 50%
- ☐ D. Skilled or Intermediate Care Nursing Home - 45%
- ☐ E. Hotel, if meals are included, enter - 50%; Otherwise, enter - 100%
- ☐ F. Low Income Housing - 100% (Rent cannot exceed 40% of total household income.)
- ☐ G. Shared Residence – If you shared your rent with relatives or friends (other than your spouse or children under 18), select the appropriate box based on the additional persons sharing rent:
- ☐ 1 (50%) ☐ 2 (33%) ☐ 3 (25%)

8. Net rent paid - Multiply Line 6 by the percentage on Line 7. . . . . 8.  . 00

9. Multiply Line 8 by 20%. Enter amount here and on Line 10 of Form MO-PTC or Line 12 of Form MO-PTS. . . . . 9.  . 00

For Privacy Notice, see instructions.

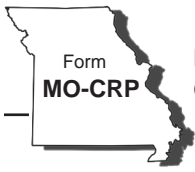
Form MO-CRP (Revised 12-2015)

Taxation Division

Attach to Form MO-PTC or MO-PTS and mail to the Missouri Department of Revenue.



15315010001



Missouri Department of Revenue  
Certification of Rent Paid for 2015

Failure to provide landlord information will result in denial or delay of your claim.

1. Social Security Number  Spouse's Social Security Number

Are you related to your landlord? ☐ Yes ☐ No If yes, explain

2. Name

Physical Address of Rental Unit (P.O. Box Not Allowed)  Apartment Number

City  State  ZIP Code

3. Landlord's Name

Landlord's Last 4 Digits of Social Security Number  or Landlord's Federal Employee Identification Number (FEIN)

Landlord's Street Address (Must be completed)  Apartment Number

City  State  ZIP Code

4. Landlord's Phone Number (Must be completed)

5. Rental Period During Year (MM/DD/YY) From:  To:

6. Enter your gross rent paid. Attach rent receipt(s) for each rent payment for the entire year, a signed statement from your landlord, or copies of canceled checks (front and back). If you received housing assistance, enter the amount of rent you paid. Note: If you rent from a facility that does not pay property tax, you are not eligible for a Property Tax Credit. . . . . 6.  . 00

7. Select the appropriate box and enter the corresponding percentage on Line 7. . . . . 7.  %

- ☐ A. Apartment, House, Mobile Home, or Duplex - 100%
- ☐ B. Mobile Home Lot - 100%
- ☐ C. Boarding Home or Residential Care - 50%
- ☐ D. Skilled or Intermediate Care Nursing Home - 45%
- ☐ E. Hotel, if meals are included, enter - 50%; Otherwise, enter - 100%
- ☐ F. Low Income Housing - 100% (Rent cannot exceed 40% of total household income.)
- ☐ G. Shared Residence – If you shared your rent with relatives or friends (other than your spouse or children under 18), select the appropriate box based on the additional persons sharing rent:
- ☐ 1 (50%) ☐ 2 (33%) ☐ 3 (25%)

8. Net rent paid - Multiply Line 6 by the percentage on Line 7. . . . . 8.  . 00

9. Multiply Line 8 by 20%. Enter amount here and on Line 10 of Form MO-PTC or Line 12 of Form MO-PTS. . . . . 9.  . 00

For Privacy Notice, see instructions.

Form MO-CRP (Revised 12-2015)

Taxation Division

Attach to Form MO-PTC or MO-PTS and mail to the Missouri Department of Revenue.



15315010001